



Summer Selfie Book Project



Why are we doing this project?

1. This project gives you an incentive to read over the summer months. Having a hands-on activity to go along with your book will motivate you and hold you accountable.
2. Reading makes you more successful! Studies show that not reading for the summer puts you at an academic disadvantage. Successful students read a minimum of 20 minutes each day. Even though this project requires you to read only one book and one informational text, you should try to read 4-6 books this summer to prevent a summer slide in your literacy skills.
3. This project will help your teacher and your peers get to know you better. It might even inspire them to add your book to their reading bucket list.

Where do I find a good summer reading book for my project?

1. You can choose one of the recommended books on the Aqsa Summer Reading List and check a copy of this book out from your English teacher's classroom library. Please return it next year when school starts.
2. If you are not interested in one of these books you may choose a book from your local library or bookstore. You must make sure your book is Islamically appropriate. Please have your parent's sign a permission slip if you decide not to choose a book from the Aqsa list.
3. Before you choose a book try to read some reviews about it. You can find lots of book review websites online. Two we recommend include: www.dogobooks.com or www.goodreads.com
4. WARNING!!!! Do NOT choose a book that you've read before in the past for another teacher or on your own. Pick a fresh one, so you are reading it for the first time.

*Where do I find a good informational text for my summer reading project?

You can go to the website www.newsela.com to find free access to hundreds of news articles and journals. Also, www.tweentribune.com is also a good resource to use as you search for an article that is appropriate for you.

What do I need to include in my slide show?

You must have a minimum of **11 slides** total and include at least **5 selfies** total in your slide show.

- **Title slide**-- Contains book's title, author, student's name, and a *selfie of you reading the book.*
- **Setting slides**-- Introduces and weaves together the setting of the book and your trip in a clever and creative way. Includes images for both the book and *selfies of you at your vacation spot.*
- **Character slides**—Introduce the main characters of the book and *selfies with the people on your vacation.*
- **Summary slides**-- Introduce the main problem of the book. Includes 3 or more images representing major events in the book. Hint at the book's ending, but please no spoilers. *You should also share what you did while you were on your summer trip and any problems you had as you were reading this book.*
- **Connection slide**-- Share which character you are most alike or connect with from this book and why. *Include selfie of you dressed up or imitating this character in some way.*
- ***Informational text slide**-- You provided an oral summary of the informational text you read this summer. Informational texts are non-fiction and usually come from journals or online news articles. Include at least 3 bulleted facts & an image on your slide with a link to where you found this information. Try to find an informational text that connects to your book. If possible choose one about the author or about some other topic or issue that relates to the book.
- **Rating slide**-- Give this book a rating to indicate why you think your peers should or should not read it. *You should also rate your vacation spot. Use a selfie as a visual for your rating.*

How long will I have to complete my project and how will it impact my grade?


Take the whole summer to work on this project. Choose your book and take it along with you wherever you go this summer. Be sure to snap the necessary selfies as you read your book. Be sure to allow yourself at least one week to work on your slides after you finish your book. Make your slides soon after you finish your book while the text is still fresh on your mind. **You will be expected to present your project during the first week of school. This project will be your first test grade of the school year, so DO NOT PROCRASTINATE!** You should be finished with your project before school starts!

If I am planning to take AP Literature or Language next year, you will read an additional book?

AP Language students must read, *Fast Food Nation: The Dark Side of the All-American Meal* by Eric Schlosser. AP Lit are required to read *Pride and Prejudice* by Jane Austen. Finish before the first day of school, so you will be ready to write your first in-class essay about this text. Bring post-it notes or a reading journal (noting page numbers) to show evidence of annotations.



Summer Selfie Book Project



Student Name _____

	A	B	C	D-F	Grade
Title (1 slide)	Contains book's title, author, student's name, and <i>selfie of you reading the book</i> . (The book chosen is off the Aqsa summer reading list or is Islamically appropriate. <u>Turn in a signed parent permission slip if you are not using an Aqsa book.</u>)	Title slide is present but lacks complete information.	Title slide is present, but lacks much of the required information	No image or very little info, or the book is inappropriate	
Setting (2 slides)	Introduces and weaves together the setting of the book and your trip in a clever and creative way. Includes images for both the book and <i>selfies of your vacation spot</i> . (You don't have to really go anywhere on a trip. It could be by the pool in your backyard.)	Shares both setting of book and your vacation, but doesn't include an image that relates or illustrates to each place	States the setting of one, but not the other and doesn't include images.	The slide about setting missing.	
Characters (2 slides)	Main characters of the book are introduced and the <i>people on your vacation with you are introduced with selfies</i> .	Most of character information is included and images sort of relate.	Character descriptions are incomplete or images inadequate	Little or no information characters or images mentioned	
Summary (3-5 slides)	Introduce the main problem of the book. Includes 3 or more images representing major events in the book. Hint at the book's ending, but please no spoilers. <i>You also share what you did while you were on your summer trip and any problems you had along the way as you were reading this book.</i>	Adequate plot summary and vacation summary with some events included, but there are fewer slides than required or fewer images than required or you spoiled the ending for us.	Incomplete plot summary or incomplete vacation summary and images are lacking or don't seem to connect or relate well to the book or vacation.	Missing summary of book or vacation or missing images completely.	
Connection (1 slide)	Share which character you are most alike or connect with from this book and why. <i>Include selfie of you dressed up or imitating this character in some way.</i>	You mentioned a character and included selfie, but didn't explain why you connect with this character.	Does mention the character but information is unclear or selfie is missing or just doesn't fit.	Missing character name, explanation, and image completely.	
Informational Text Summary (1 slide)	You provided an oral summary of the informational text you read this summer. Include at least 3 bulleted facts & an image on your slide with a link to a website or online journal article where you found this information. Try to find an informational text that connects to your book-- about the author or about some other issue that relates to the book.	You provided a brief summary, but only included 2 facts and a link.	You didn't say much about your informational text, so it wasn't very clear how it connected and you only mentioned 1 fact or the link was missing or didn't work. The text may have been fictional or fake news because it did not come from a reliable source.	No information text was given or link.	
Rating Slide (1 slide)	Give this book a rating to indicate why you think your peers should or should not read it. <i>You should also rate your vacation spot. Use a selfie as a visual for your rating.</i>	Adequate reasons for recommendation of both the book and trip, but no selfie to visualize this rating.	No reasons for your opinion.	No mention of your opinion	
Overall Presentation Quality	Free of errors & your voice was articulate & enthusiastic. Stayed within 3-5 minute time frame.	You had a minor error, but your voice was clear and sort of enthusiastic.	You were unprepared and had several errors or your voice wasn't clear.	You stood up to talk about something.	

Postcard Project

All students must send a postcard to Aqsa School at some point during Ramadan or shortly after. Students may purchase the postcard or create one of their own. Students should choose or create a postcard that artistically expresses who they have become or what they learned about themselves this summer during the holy month of Ramadan.

On the back of the postcard, students must write a well-written note occupying all the space allowed. The note must reveal something new that the student learned about themselves this summer through an activity or experience they engaged in during Ramadan. Students must provide specific examples to support their ideas. Students should also analyze how the image on the postcard symbolizes their growth.



The note must adhere to the good writing techniques, such as--action verbs, similes/metaphors, hyperbole, onomatopoeia, dialogue, reflection, imagery, alliteration, personification, etc.

Make sure the student's name is clearly written on the postcard.

This project is worth a grade in your English class!

Postcards must be sent to the following address:

**Aqsa School
7361 W. 92nd St.
Bridgeview, IL 60455**




2018 Aqsa Summer Reading List

Directions: You must choose from the list for your grade. Please do not read books that are for other grades. If you choose a book not on this list, it must be Islamically appropriate, and you must get your parent's approval by submitting the signed slip at the bottom of this page.

Going into Sixth Grade

1. *Ella Enchanted* by Gail Carson Levine
2. *Esperanza Rising* by Pam Munoz Ryan
3. *Rules* by Cynthia Lord



Going into 7th/8th Year A

1. *The Thief Lord* by Cornelia Funke
2. *My Name is Sally Little Song* by Brenda Woods
3. *The Wanderer* by Sharon Creech

Going into Ninth Grade

1. *Surviving the Applewhites* by Stephanie S. Tolan
2. *The Willoughbys* by Lois Lowry
3. *Ask Me No Questions* by Marina Budhos

Going into Tenth Grade

1. *Words in the Dust* by Trent Reedy
2. *Out of My Mind* by Sharon Draper
3. *Homecoming* by Cynthia Voigt

Going into 11th/12th Grade

1. *The First Phone Call From Heaven* by Mitch Albom
2. *The Skin I'm In* by Sharon G. Flake
3. *Black Boy* by Richard Wright

In addition, AP Literature students must read:

Pride and Prejudice by Jane Austen

In addition, AP Language students must read:

Give a Boy a Gun by Todd Strasser

If you choose your own book, you must obtain your parent's permission and return this slip to your English teacher.

I give my permission for my daughter (student's name) _____ to read
(book's title)* _____ by (author) _____ for the
summer reading project of 2018.

Parent's signature: _____ **Date** _____

**Parents please be sure that the book you are approving your child to read is Islamically appropriate.*